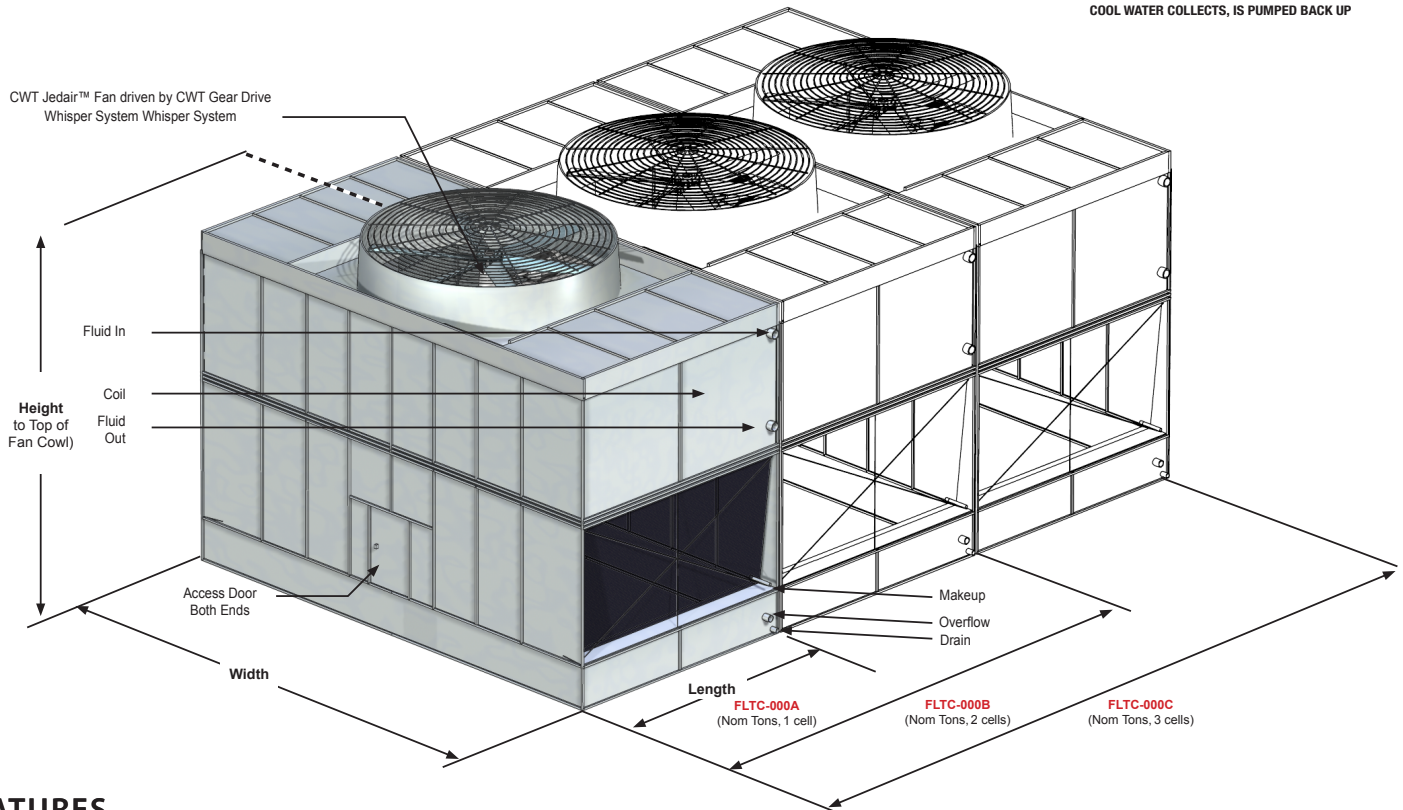
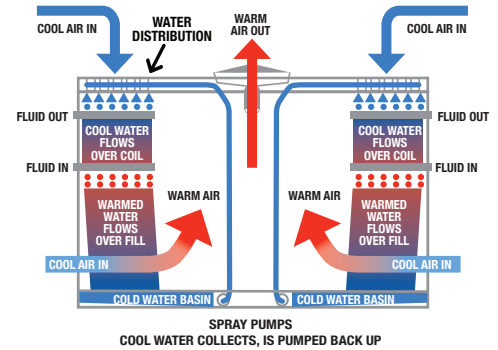


FLTC SERIES

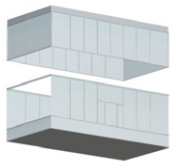
CLOSED CIRCUIT

Axial Fan
 Induced Draft
 Counterflow
 Belt Drive
 Medium to Large HVAC
 Low Sound
 Capacity 33 - 550 tons per cell

Features:
 iD Intelligent Control, CoolCore™ Sheet and Block Fill, Jedair Fan System



FEATURES



MODULAR DESIGN

The RTCH Series is designed in modular sections to reduce crane installation costs.

CLOSED CIRCUIT CONFIGURATION:

process fluid is kept clean, results in less maintenance, lower operating expense, and provides compatibility with high efficiency heat exchangers and chiller.

CWT RADIANT ARRAY

For maximum heat transfer with minimum air resistance and best durability in its class.

FLEXIBLE YEAR ROUND OPERATION: Tower can be run dry in winter to prevent icing and plume; Chiller can be turned off for free cooling operation; Condenser loop can be operated at variable speeds.

FRAME CONSTRUCTION

The RTCF Series is frame constructed for increased durability and longer service life.

ANTI-CLOGGING NOZZLES

Wet deck is equipped with large orifice anti-clogging nozzles.

STAINLESS STEEL NO-VORTEX SUCTION STRAINER

Standard stainless steel suction strainer is part of the Cool Water Technologies Total Protection Layer to eliminate corrosion and decay.

No-vortex design prevents turbulence and provides smooth water exit.

HEAVY DUTY CONSTRUCTION

Composite matrix, stainless steel and galvanized options.

WELDED COLD WATER BASIN

Galvanized or stainless steel.

5 YEAR MOTOR AND DRIVE WARRANTY

COOLCORE™ SHEET AND BLOCK FILL

Offers superior heat transfer and withstands corrosion and biological attack.

FACTORY TESTED

In accordance to CTI standards.

Note: Specifications are per unit. Drawings not for engineering purposes and are subject to final engineering approval. For your Project Specific CAD drawing please contact us at info@coolwatertech.com

Engineering and Temperature Data for FLTC Single Cell Towers:

MODEL NUMBER	NOM. TONS	CELL WEIGHTS (LBS)			LENGTH	WIDTH	HEIGHT
		OPERATING WEIGHT	SHIPPING	HEAVIEST SECTION			
FLTC-414	414	46,225	27,900	8,025	12'	24'	18'11"
FLTC-440	440	49,700	30,680	9,370			
FLTC-387	387	49,700	30,680	9,370			
FLTC-510	510	50,025	31,925	9,340	14'	26'4"	19'
FLTC-550	550	58,405	35,225	10,990			
FLTC-493	493	58,405	35,225	10,990			

CWT ISATONE™ THERMAL PAK COIL IS THE HEART OF OF OUR CLOSED CIRCUIT COOLING TOWERS

ISATONE™ THERMAL PAK

separates the "process" from the environment thereby eliminating clogging static mud masks for efficient cooling at less energy cost.

Serpentine high quality steel coil.

Galvanized after fabrication.

Manufactured according to ASME standards.

Sloping tube design exhibits low pressure drop

Tested to 375 psig.

Stainless Steel Option available.

