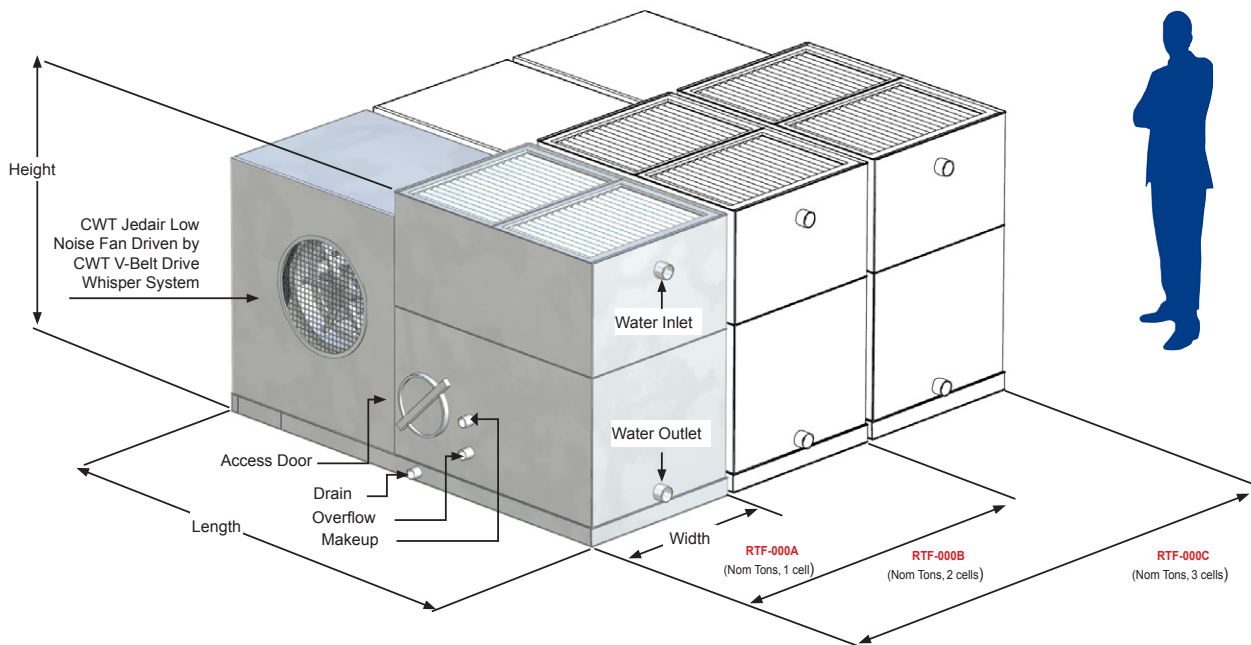
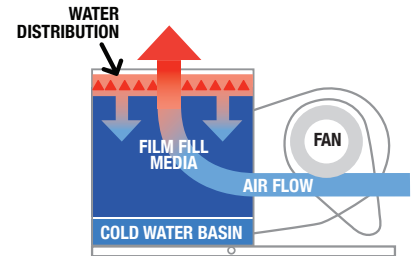


RTCF "LOW RISE"™ SERIES


OPEN CIRCUIT

Centrifugal Fan
 Forced Draft
 Counterflow
 Belt Drive
 Small HVAC
 Indoor and Outdoor Installations
 Capacity 7 - 280 tons per cell

Features:
 iD Intelligent Control, CoolCore™ Sheet and Block Fill, Jedair Fan System



FEATURES



MODULAR DESIGN

The RTCF Series is designed in modular sections to minimize weight and size and reduce crane installation costs.

CIRCULAR ACCESS DOOR

FRAME CONSTRUCTION

The RTCF Series is frame constructed for increased durability and longer service life.

CENTRIFUGAL FAN

Low sound and extra power overcomes static pressure for external ducting, permitting indoor use.

FIELD AND FACTORY INSTALLED

ANTI-CLOGGING NOZZLES

Wet deck is equipped with large orifice anti-clogging nozzles..

STAINLESSSTEELNO-VORTEXSUCTIONSTRAINER

Standard stainless steel suction strainer is part of the Cool Water Technologies Total Protection Layer to eliminate corrosion and decay. No-vortex design prevents turbulence and provides smooth water exit.

HEAVY DUTY CONSTRUCTION

Composite matrix, stainless steel and galvanized options.

WELDED COLD WATER BASIN

Galvanized or stainless steel .

5 YEAR MOTOR AND DRIVE WARRANTY

COOLCORE™ SHEET AND BLOCK FILL

Offers superior heat transfer and withstands corrosion and biological attack..

Note: Specifications are per unit. Drawings not for engineering purposes and are subject to final engineering approval. For your Project Specific CAD drawing please contact us at info@coolwatertech.com

RTCF "LOW RISE"™ SERIES



Engineering and Temperature Data for RTCF Single Cell Towers:

MODEL NUMBER	NOMINAL TONS	OPERATING WEIGHT	SHIPPING WEIGHT	LENGTH	WIDTH	HEIGHT	
RTCF-14	14	1495	975	4'	7'	5'	
RTCF-18	18	1535	1015			6' 6"	
RTCF-24	24	1615	1095			8'	
RTCF-26	26	1645	1125			11'	5'
RTCF-30	30	1685	1165				6' 6"
RTCF-34	34	1785	1265				8'
RTCF-40	40	2585	1225		6' 6"		5'
RTCF-45	45	2685	1625				6' 6"
RTCF-52	52	2705	1645				6' 6"
RTCF-58	58	2775	1715			6' 6"	
RTCF-63	63	2805	1745			6' 6"	
RTCF-70	70	2975	1915			8'	

RTCF-72	72	3685	2135	4'	15'	6' 6"
RTCF-81	81	3815	2265			8'
RTCF-84	84	3945	2385			18'
RTCF-91	91	4615	2555		6' 6"	
RTCF-102	102	4675	2615		6' 6"	
RTCF-111	111	4685	2625		6' 6"	
RTCF-121	121	4995	2935		8'	

RTCF-134	134	6380	3240	7' 10"	15'	5'	
RTCF-150	150	6620	3480			6' 6"	
RTCF-163	163	6760	3620				8'
RTCF-174	174	6800	3660				
RTCF-184	184	6840	3700		18'		6' 6"
RTCF-200	200	7270	4100			6' 6"	
RTCF-216	216	8770	4590				
RTCF-239	239	9290	5110				